

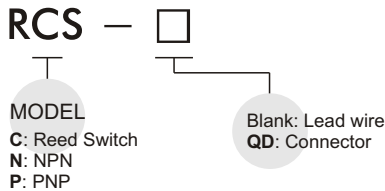


# RCS series

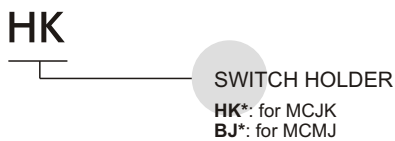
## SENSOR SWITCH



### Order example:

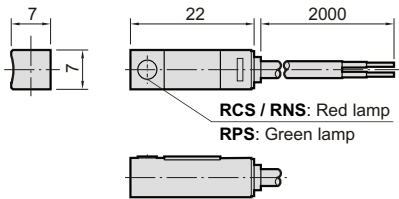


### Switch holder / band:

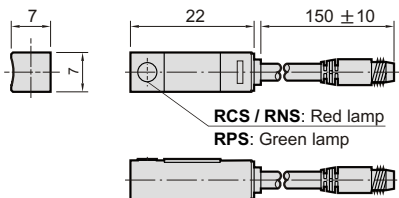


### Dimension:

#### RCS/RNS/RPS

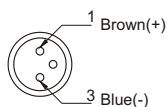


#### RCS-QD/RNS-QD/RPS-QD

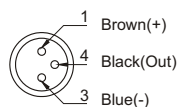


### Wiring of the QD:

#### ● 2 wire QD wiring



#### ● 3 wire QD wiring



### Specification:

Model	RCS	RNS	RPS
Wiring method	2 wire	3 wire	
Switching logic	SPST normally open	Solid state output, normally open	
Switch Type	Reed switch	NPN current sinking	PNP current sourcing
Operating voltage	5~240V DC/AC	5~30V DC	
Switching current	100mA max.	200mA max.	
Switching rating	10W max.	6W max.	
Current consumption	—	8 mA@24V DC max.	
Voltage drop	2.5V max.	1V @200mA max.	
Leakage current	—	0.01mA max.	
Indicator	Red LED		Green LED
Cable	2.8φ, 2C, PVC	2.8φ, 3C, PVC	
Magnet frequency (※ 1.)	50 Gauss	40 Gauss	
Temperature range	-10~70°C (No freezing)		
Shock (※ 2.)	30G	50G	
Vibration (※ 3.)	9G		
Enclosure classification	IEC 529 IP67		
Protection circuit	None	Power source reverse polarity; Surge suppression	
Connect diagram			

- ※ 1. Measuring standard target : φ 15.5× φ 8×5t(Anisotropy rubber magnet).
- ※ 2. Sin wave / X.Y.Z. 3 directions / 3 times each direction / 11ms each time.
- ※ 3. Double amplitude 1.5mm / 10Hz~55Hz~10Hz(Sweep 1min) / X.Y.Z. 3 directions / 1 hour each time.

### Assembling style:

Cylinder type	MCJK	MCMA, MCMJ	MCMJ		
Mounting clamps	Hold	Band	Band		
Order	HK	BJ16	BJ6	BJ10	BJ16
Cylinder tube I.D.	16,20,25,32,40,50,63,80,100	16	6	10	16

